






How to go pond dipping



Wildlife
Watch



Be prepared:

- wear old clothes and wellies 
- cover all cuts and scratches with waterproof plasters 
- go with a friend, and take a responsible adult too
- take a field guide if you have one 
- take a net, shallow tray or washing up bowl and a jam jar



- 1 Put a small amount of pond water into your tray/bowl
- 2 Dip your net in the pond and pull it through the water - try a figure of 8
- 3 Empty your net into the tray/bowl and look carefully (some creatures are very small)
- 4 Use a camera, sketchbook and notes to record what you find 

- 5 When you've finished, gently empty the tray/bowl, wash your hands and disinfect the net

