


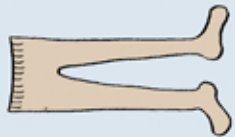
How to make a pond dipping net

You will need:

- wire coat hanger



- pair of tights



- scissors



- needle and thread




- strong duct tape



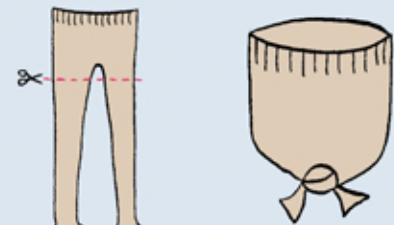
- garden cane



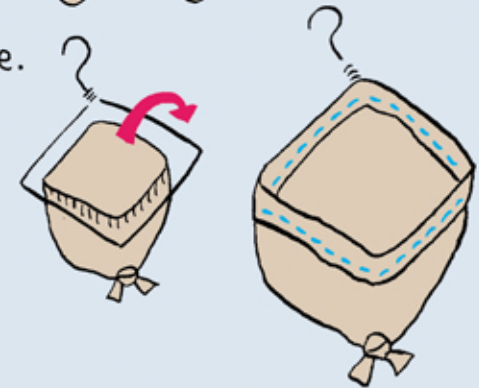
- white plastic tray




- 1 Cut the legs off a pair of tights where the tops of the thighs would be. Tie the loose ends together in a tight knot to form the net.



- 2 Bend a wire coat hanger into a diamond shape. Place your net in the middle of the diamond and fold the waistband over. Sew the hem.



- 3 Stretch out the hook of the hanger and secure to the garden cane and secure in place with duct tape.



- 4 Tip any pond creatures you find into the plastic tray for a closer look.

Remember to
return creatures
to their homes.

