


Build a bird's nest


You will need

- Newspaper
- Bags or baskets to collect nesting material
- Access to: sticks, grass, leaves, various other natural materials like pine needles, feathers, moss and mud




Take care,
they can
prick!

- 1 Lay some newspaper on the ground or a table where you want to make your nest – things are going to get messy!



- 2 Head outdoors and collect all your natural materials and bring it back to your working area. Empty it all out onto the newspaper.



- 3 Weave your twigs, grass and moss and your natural materials together, and use some mud to keep it all in place.



Try weaving
your nest
with two
fingers, like
a bird's beak!

- 4 When you've finished, show your nests to each other. Would eggs be snug and cosy? How strong is your nest? How many chocolate eggs you can fit inside?



- 5 Consider dismantling your nests and leave the materials for real birds to pick up and reuse – try wedging them into shrubs!

