
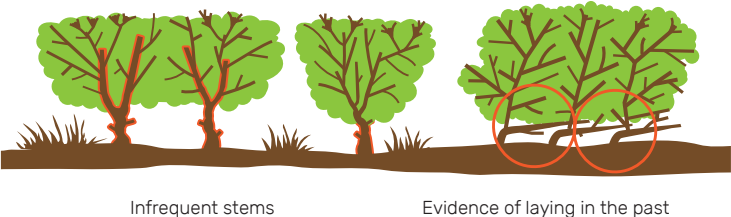



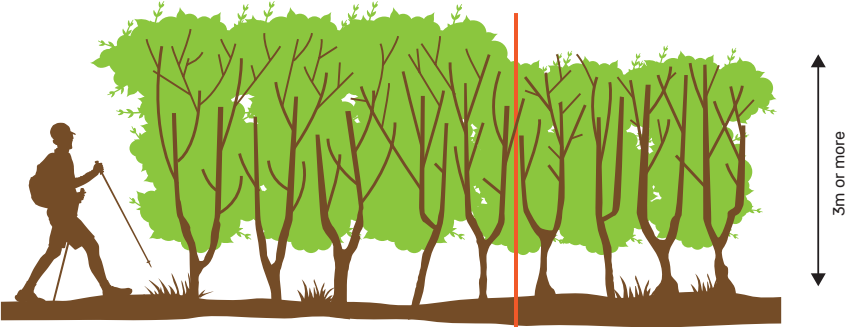


Hedgerow condition guide

<p>1. Heavily over-trimmed with many gaps and sparse stems, their bases gnarled or rotting. May be invaded by elder, sycamore or other invasive species.</p>	
<p>2. Over-trimmed, infrequent stems too far apart to be 'let up' for laying, perhaps evidence of laying in the past. Hard knuckle at trim line, shrubs developing mushroom shaped growth form.</p>	
<p>3. Over-trimmed, frequent stems. Stems still healthy but require more height. Hard knuckle may be starting to form at trim line.</p>	
<p>4. a) Recently layed, b) coppiced, or c) planted hedgerow</p>	
<p>5. Healthy, dense, hedgerow with frequent stems and more than 2m in height.</p>	
<p>6. a) Hedgerow more than 3m high and trimmed on rotation. b) May also be non-intervention hedge, having intentionally been left un-trimmed for several years.</p>	

7.
Hedgerow with frequent healthy stems more than 4m high.



8.
Mature tall hedgerow with spreading tops. Stems still healthy (although they may be infrequent) but too large (more than 18cm in diameter) for laying.



9.
Over-mature hedgerow with tops dying back, collapse possible. Perhaps becoming dominated by tree species such as oak, ash or sycamore.



10.
Hedge developed into line of trees

